

Page Summary Last 28 days +

[Export Data](#)

Results from Feb 25, 2017 - Mar 24, 2017


■ Organic ■ Paid

Actions on Page

February 24 - March 23

4

Total Actions on Page ▲ 100%



Page Views

February 24 - March 23

209

Total Page Views ▲ 10,350%



Page Likes

February 24 - March 23

40

Page Likes ▲ 1,233%




Reach

February 24 - March 23

29,160

People Reached ▼ 7%



Post Engagements

February 24 - March 23

3,151

Post Engagement ▲ 0%



Videos

February 24 - March 23

3

Total Video Views ▲ 100%



Page Summary Last 7 days ↕

Export Data ↕

Results from Mar 18, 2017 - Mar 24, 2017

■ Organic ■ Paid

Actions on Page

March 17 - March 23



We don't have data to show you this week.

Page Views

March 17 - March 23

53

Total Page Views ▲ 231%




Page Likes

March 17 - March 23

17

Page Likes ▲ 100%




Reach

March 17 - March 23

11,061

People Reached ▲ 257%



Post Engagements

March 17 - March 23

1,251

Post Engagement ▲ 146%



Videos

March 17 - March 23

1

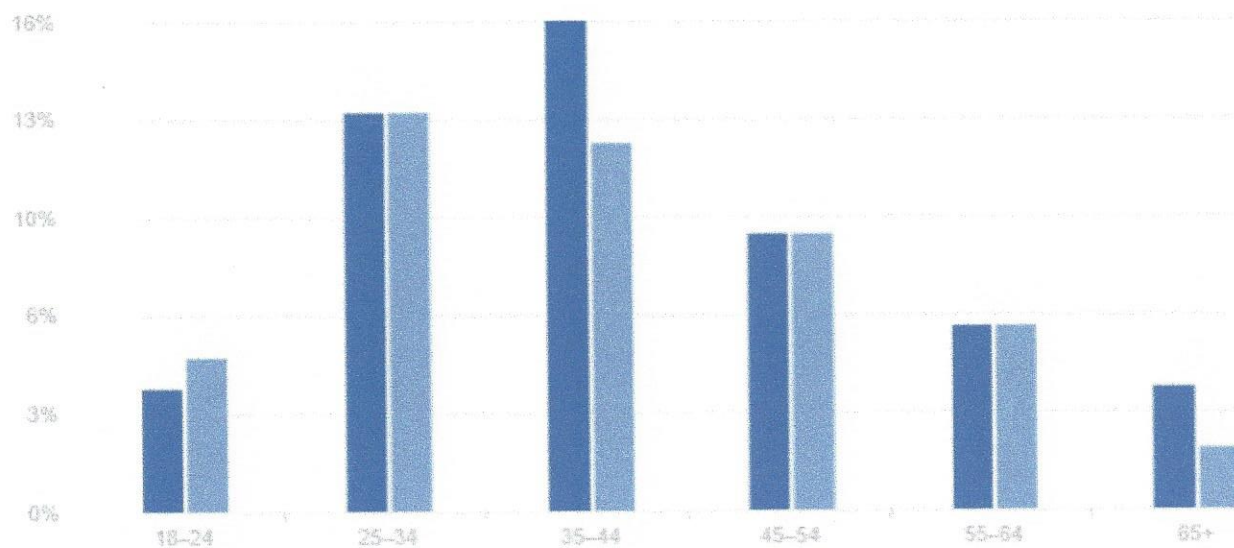
Total Video Views ▼ 50%



Demographics

The age, gender and home location of people on Facebook within 165 feet of your business during the past month. [Learn More.](#)

■ Women ■ Men



BREAKDOWN BY

- ☐ Age
- ☐ Gender
- ☐ Home Location ⓘ
- ☒ Age and Gender

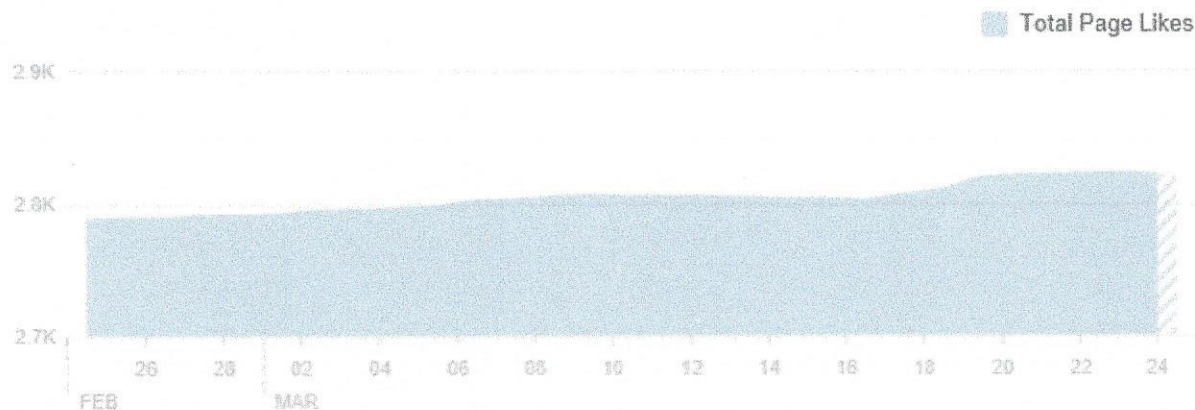
Daily data is recorded in the Pacific time zone.

1W 1M 1Q



Start: 2/24/2017
End: 3/24/2017

Total Page Likes as of Today: 2,821

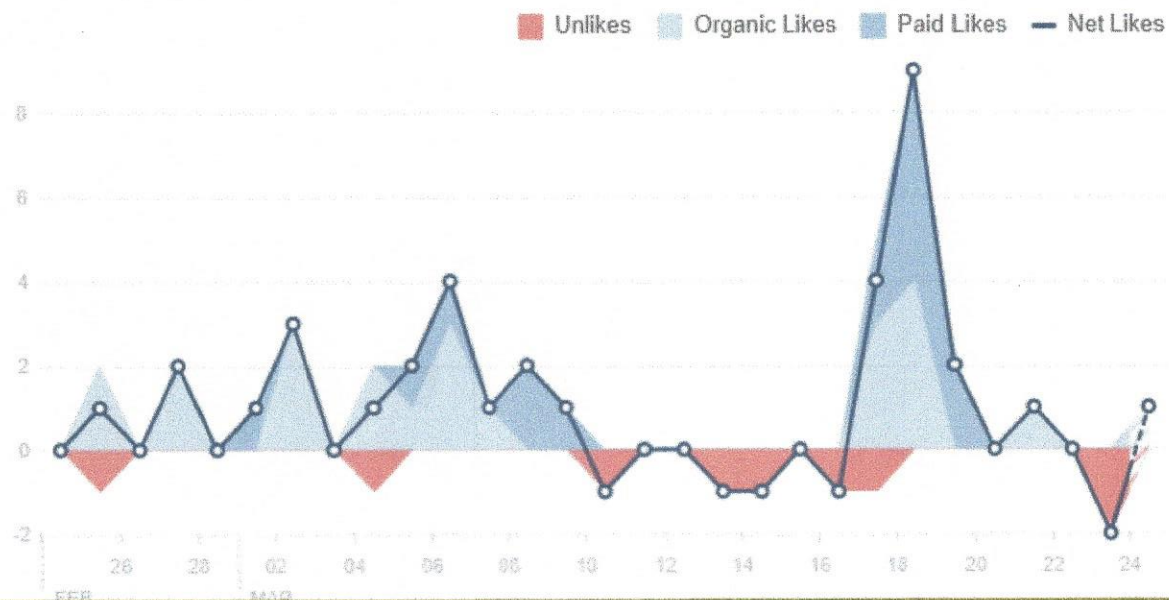


BENCHMARK
Compare your average performance over time.

Total Page Likes

Net Likes

Net likes shows the number of new likes minus the number of unlikes.



BENCHMARK
Compare your average performance over time.

Unlikes

Organic Likes

Paid Likes

Net Likes

WANT MORE LIKES?

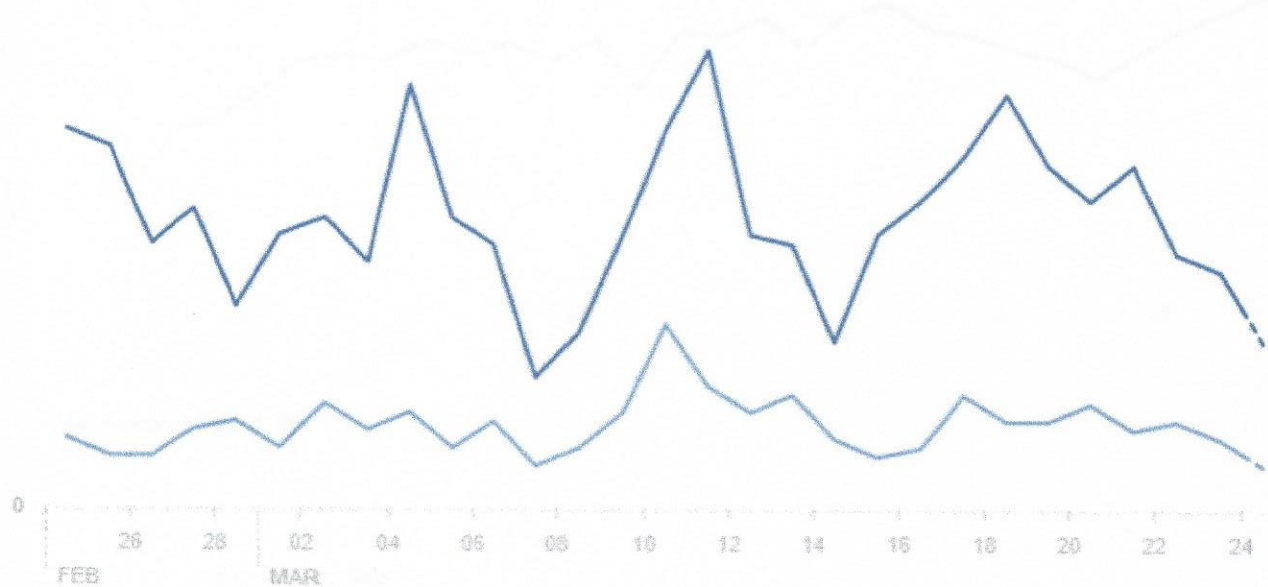
Create an ad to get more people to like your Page.

Promote Page

People Nearby: Hourly Weekly Overall Check-ins

View the trend of people on Facebook within 165 feet of your business during the past month. [Learn More.](#)

— People Nearby ⓘ — People Nearby Who Saw Your Ads ⓘ



REACH PEOPLE NEARBY

Create an ad to reach people near your business. You can reach up to 61,000 people within 2 miles of your business.

Create Ad

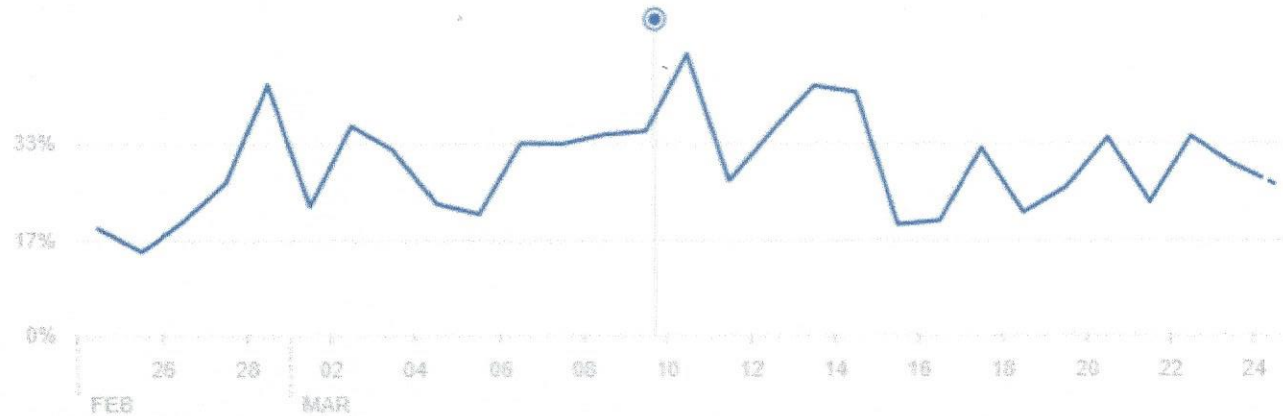
Ad Performance

Compare your ad spending to the percentage of people on Facebook within 165 feet of your business who saw your ads on Facebook. [Learn More.](#)

● HIGH-PERFORMING DAY

Fri Mar 10, 2017, your ads reached **48.8%** of people on Facebook within 165 feet of your business.

— Percentage of People Nearby Who Saw Your Ads ⓘ



— Amount Spent ⓘ

No Active Ads

Create a Local Awareness ad to reach up to **61,000** people within 2 miles of your business.

[Promote Local Business](#)

ACTIVE ADS (0)

There were no active ads from Feb 24, 2017 to Mar 24, 2017 for this Page.

See all of your ads in [Ads Manager](#).

Choose a radius and date range to learn more about the area around your business.


 All data is anonymous. [Learn More.](#)

Date Range

1W 1M 1Q

Radius

165ft 500ft



People Nearby

— This month
— Last month



The top age group is 35–44.

Busiest Times

3:00pm—4:00pm

Hours of Day

Saturday

Day of Week

Promote your business to people nearby

61,000 people are on Facebook within 2 miles of your business

[Promote Local Business](#)